

WITH TRAIN TO SIGULDA, GAUJA NATIONAL PARK



Arrive in Sigulda by train and embark on a delightful adventure. The best of Sigulda is just a stroll away from the station. Explore charming local attractions, scenic views, and unique experiences—all within walking distance. Enjoy the perfect blend of convenience and discovery!

[Sigulda town](#) is easily accessible by train, which winds its way through picturesque forests from the capital of Latvia - Rīga. The scenic journey takes approximately 1 hour and 15 minutes. You can check train schedules on the website 1188.lv , and tickets are available for purchase online, at the ticket counter in Riga station, or from the conductor on the train (with an additional €1 fee for on-board purchases).

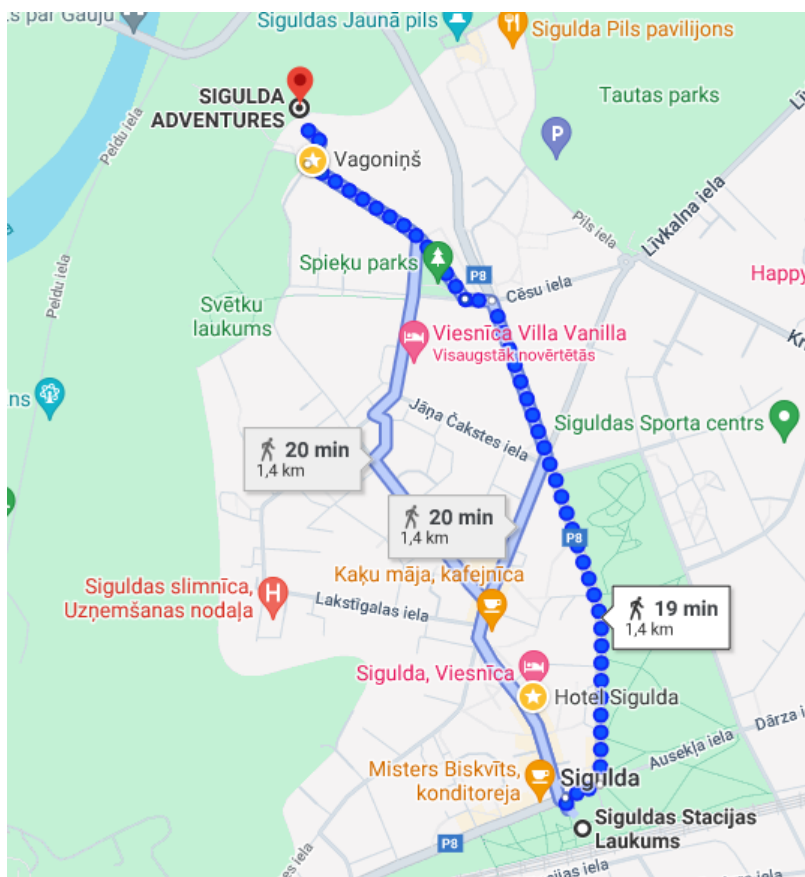
Sigulda Cable Car

Located 1,4 kilometers from railway station, Sigulda Cable car, [Zērglis](#), Turbo Zērglis and [Bungee jumping](#) run by Sigulda Adventures await you! You will know you have reached the right place by absolutely stunning view, bright yellow cable car and the cash register building that says 'LEC DO IT'

The Sigulda cable car links the banks of the Gauja River, offering a scenic journey across the valley. From the Krimulda station, a brief 4-minute walk will take you to the historic [Krimulda Manor](#).

Address: 14, Jāņa Poruka iela Street, Sigulda, LV-2150

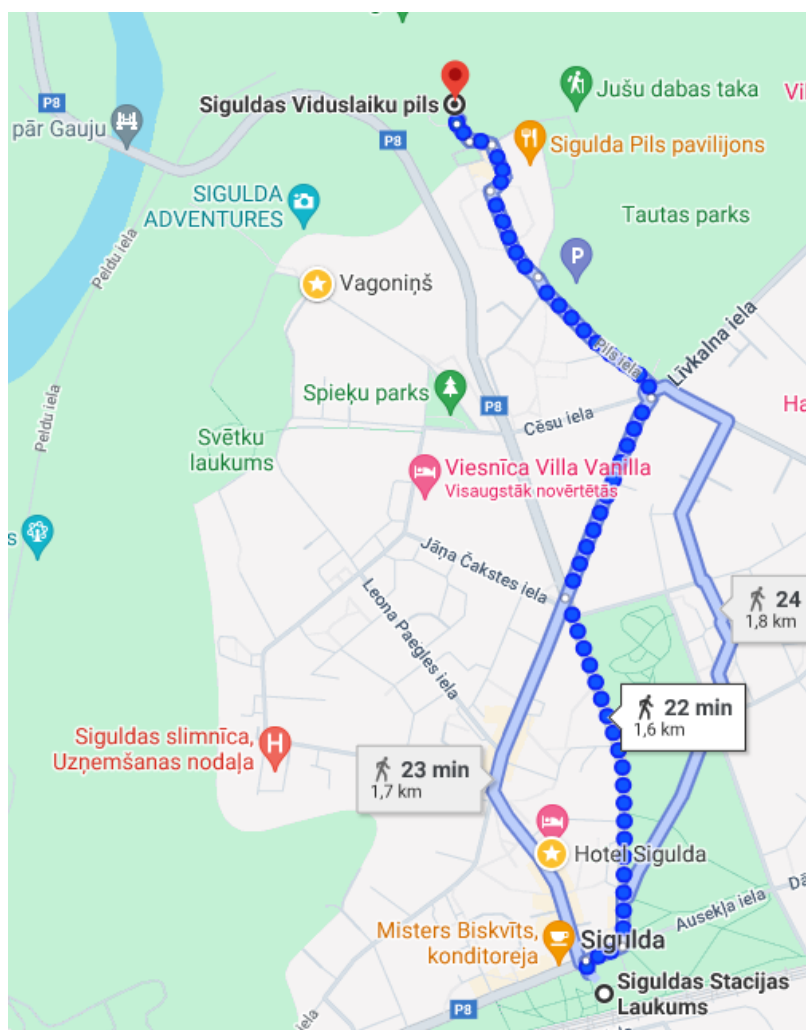
Sigulda Adventures also offers [electric bikes](#) rental. By choosing the e-bike you will be able to discover more of Sigulda.



Sigulda Castle Quarter

The [Sigulda Castle Quarter](#) is a charming historical area in Sigulda, Latvia, featuring medieval and modern attractions. Visitors can explore the ruins of the Sigulda Medieval Castle, the restored New Sigulda Castle, and various artisan workshops, making it a vibrant cultural hub. Located 1,6 kilometers distance from Sigulda railway station square.

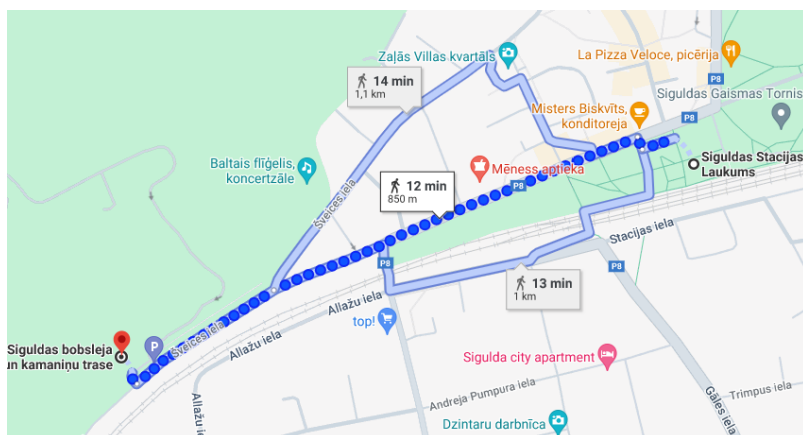
Address: Pils iela 16, Sigulda, Siguldas pilsēta, Siguldas novads, LV-2150



Sigulda Bobsleigh and luge track

The view is stunning at [Bobsleigh and luge track](#)! Located 850 meters from the train station is just in a smooth walk distance. The Sigulda Bobsleigh and Luge Track offers exhilarating rides and spectacular views of the surrounding landscape. Located in Sigulda, Latvia, it is one of the few tracks in Europe that allows visitors to experience the thrill of bobsleigh and luge racing firsthand.

Address: Šveices iela 13, Sigulda, Siguldas pilsēta, Siguldas novads, LV-2150



Emperor's Chair (Keizarkrēsls)

[Emperor's Chair](#) (Keizarkrēsls) in Sigulda is a popular lookout point that provides breathtaking views of the picturesque Gauja River Valley. The site is well-known for its scenic beauty and is a favored spot for tourists and locals alike to enjoy the natural landscape. Emperor's Chair is located 2,4 kilometers from Sigulda Railway station square.

Address: Kalna iela 22, Sigulda, Siguldas pilsēta, Siguldas novads, LV-2150



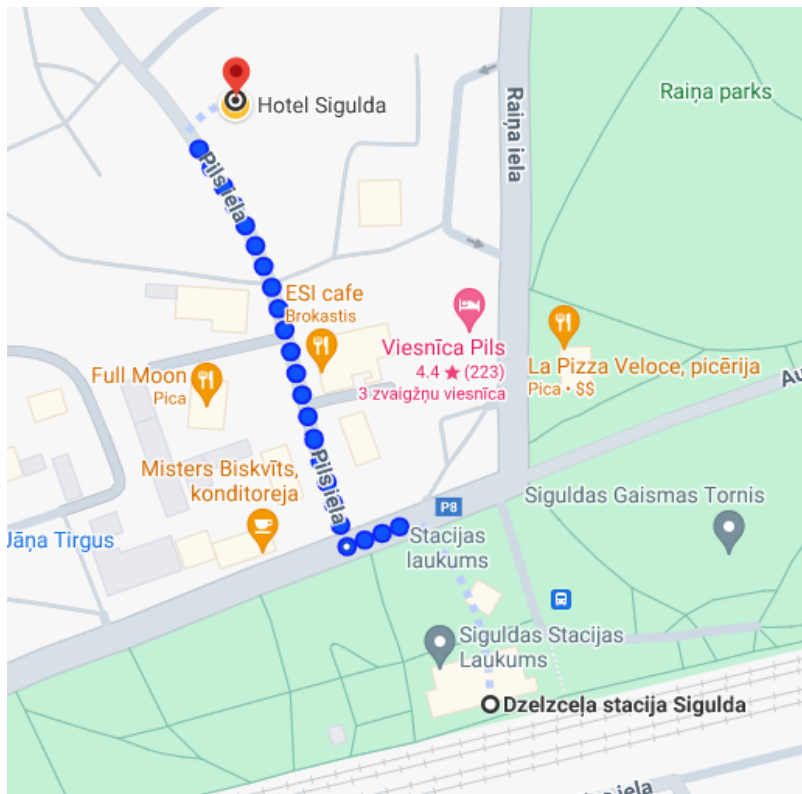
Hotel Sigulda

[Hotel Sigulda](#), with its rich history dating back to 1889, originally served as a popular stop for travelers visiting the

scenic region of Sigulda, Latvia. Today, the hotel offers modern amenities including comfortable rooms, a restaurant, a conference center, and a wellness area, ensuring a pleasant stay for both leisure and business guests.

Located just 220 meters from the station square.

Address: Pils iela 6, Sigulda, Siguldas pilsēta, Siguldas novads, LV-2150



Jāņa Market

Jāņa Tirgus in Sigulda is a vibrant local market known for its diverse selection of fresh produce, artisanal goods, and traditional Latvian crafts. This bustling marketplace offers a lively atmosphere where visitors can experience the local culture, sample regional delicacies.

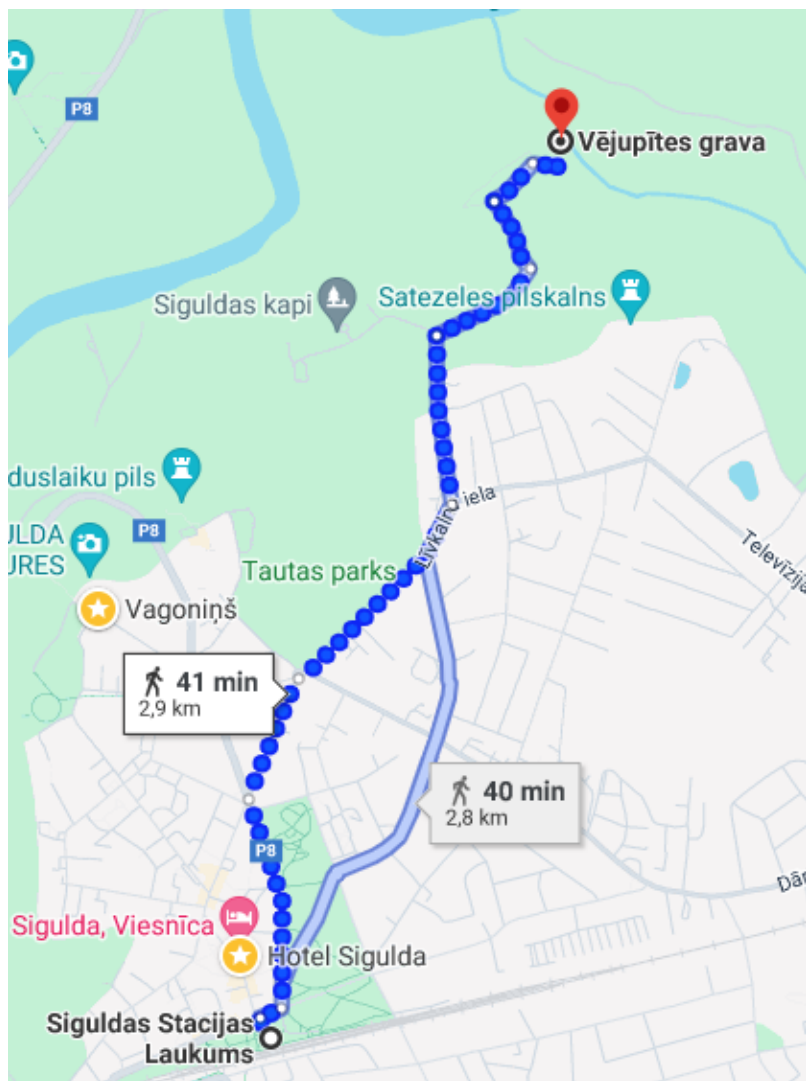
The market is located 220 meters from the station square.

Address: Krišjāņa Valdemāra iela 2, Sigulda, Siguldas pilsēta, Siguldas novads, LV-2150

Vējupīte ravine

[Vējupīte Ravine](#) in Sigulda is a striking natural formation characterized by its deep gorges and dense forests, offering a serene escape into nature. The ravine features a picturesque hiking trail. On the track you can see Krauļa cave, countless sandstone outcrops and winding river Vējupīte. Vējupīte ravine is located 2,8 kilometers from Sigulda railway station square.

Address: Vējupītes grava, Sigulda, Siguldas pilsēta, Siguldas novads, LV-2150





Laser Tag Poligon Sigulda

[Laser Tag Poligon Sigulda](#) offers an exhilarating experience for adventure enthusiasts, featuring a spacious outdoor arena set amidst the natural beauty of Sigulda. Participants can engage in thrilling laser tag battles, making use of the varied terrain and strategically designed obstacles. The facility is perfect for team-building events, parties, and casual fun, providing a unique and exciting way to enjoy the outdoors.

Located 2 kilometers from Sigulda railway station.

The towns in Gauja National park are connected with train and public buses.



TRIP DATES

TRIP DISTANCE

1 km

PRICE: 0 EUR

